



Ferdinand Linke

Selected Projects

Design Thinking Coaching

Design Thinking Projects

Experience Design

Media Education Workshops



Design Thinking Coaching

Selected

Partners:

betahaus

**JUNGE
TÜFTLER**

**EDUCATION
INNOVATION
LAB**

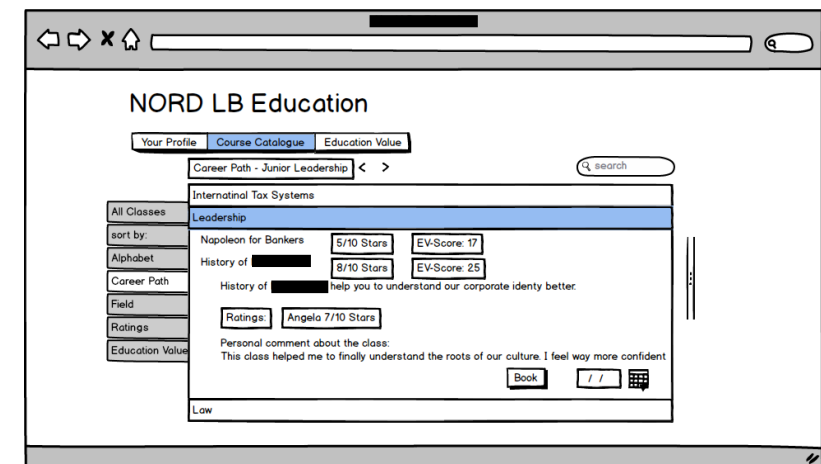
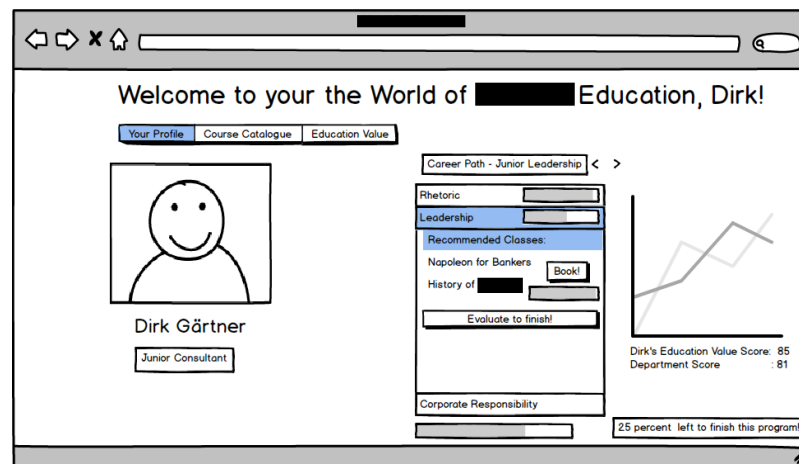
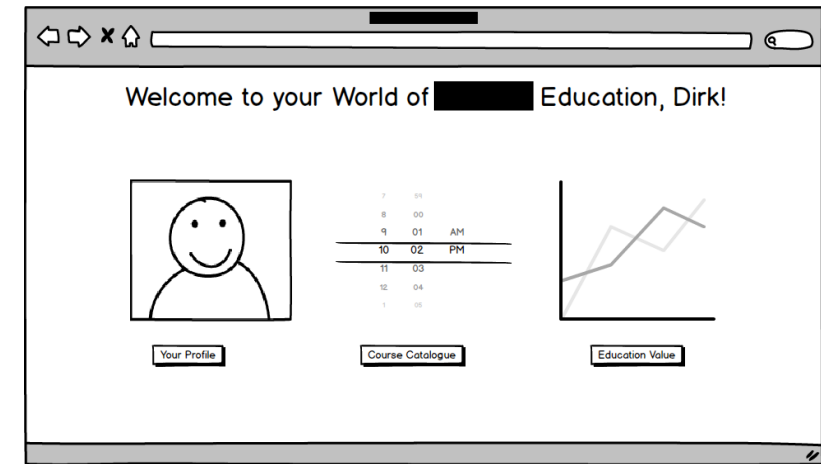
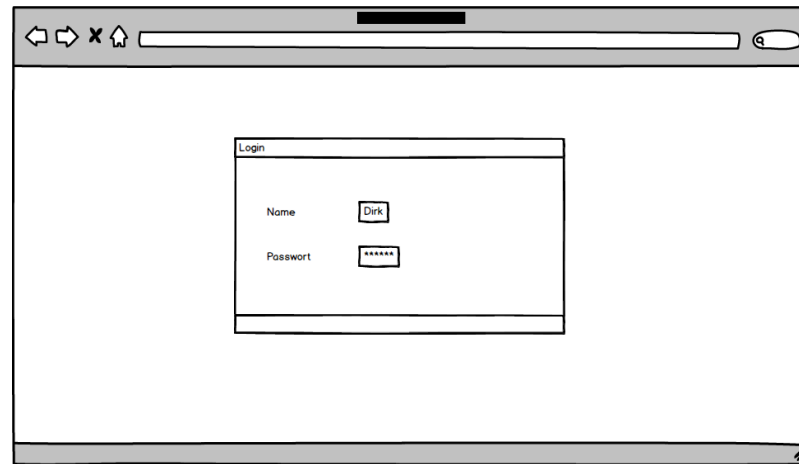


zero360.
the
innovation
company

HPI Hasso
Plattner
Institut
HPI AGENTUR | HPI ZUSAMMEN MIT PARTNERN

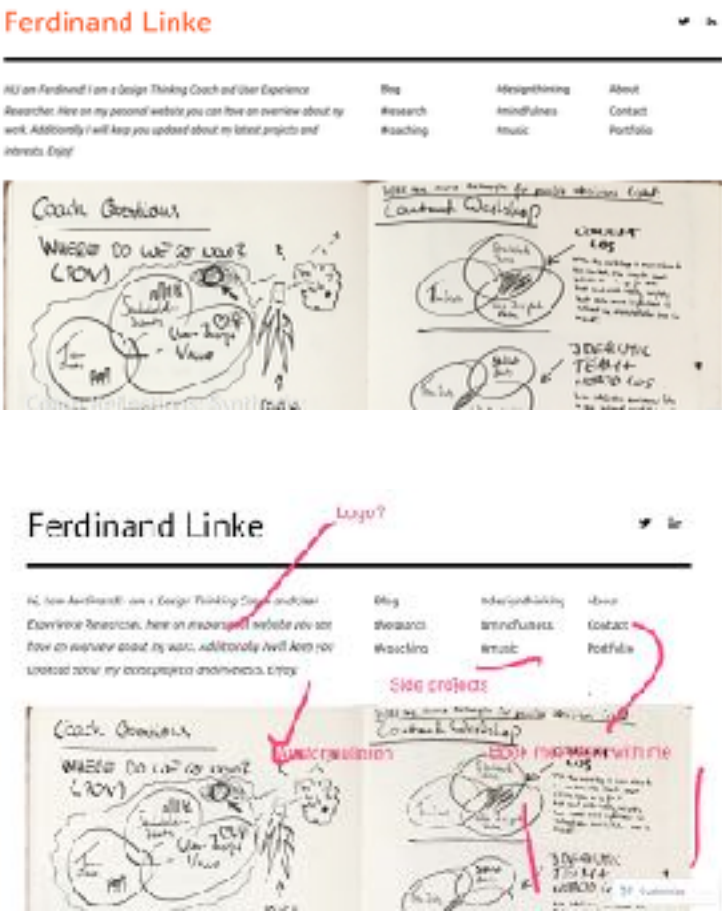
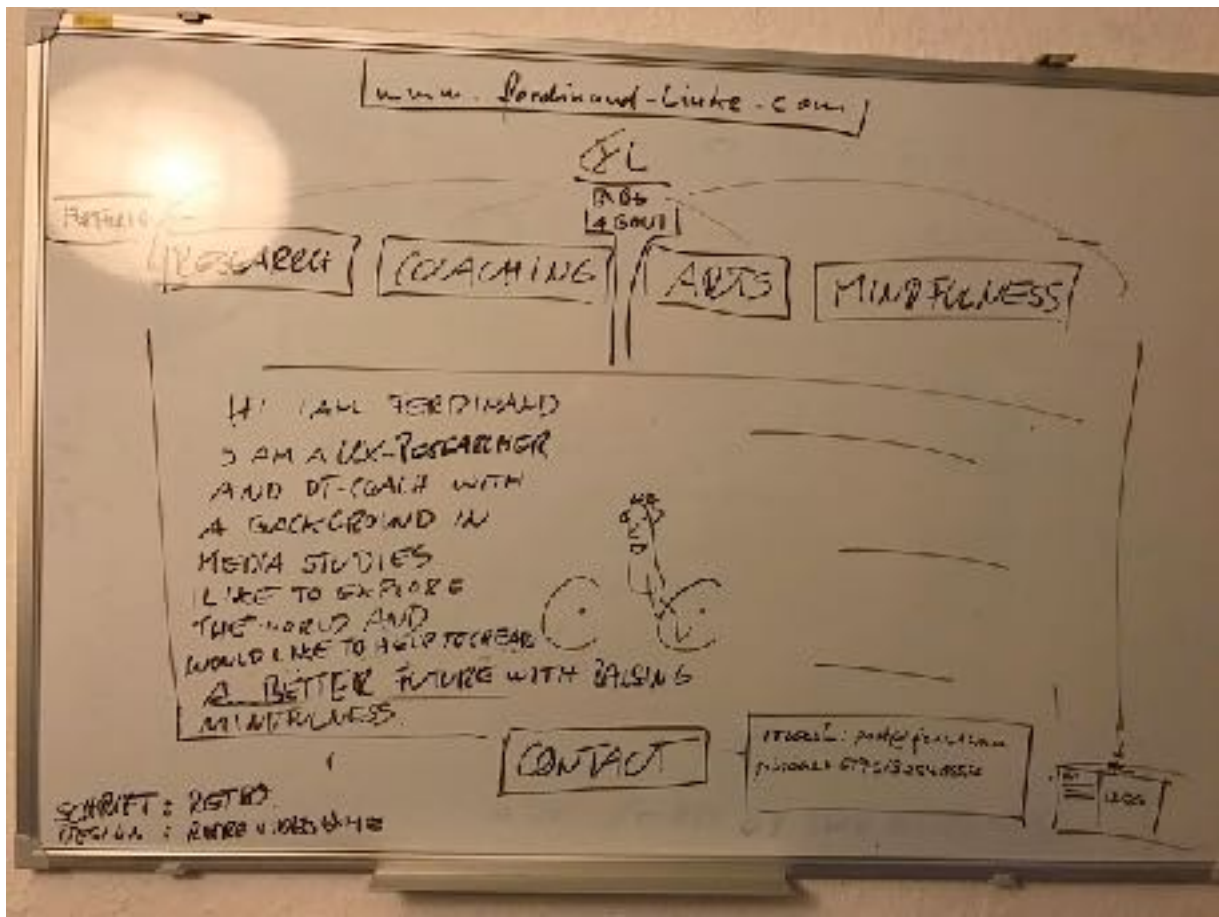


DesignThinkingCoach



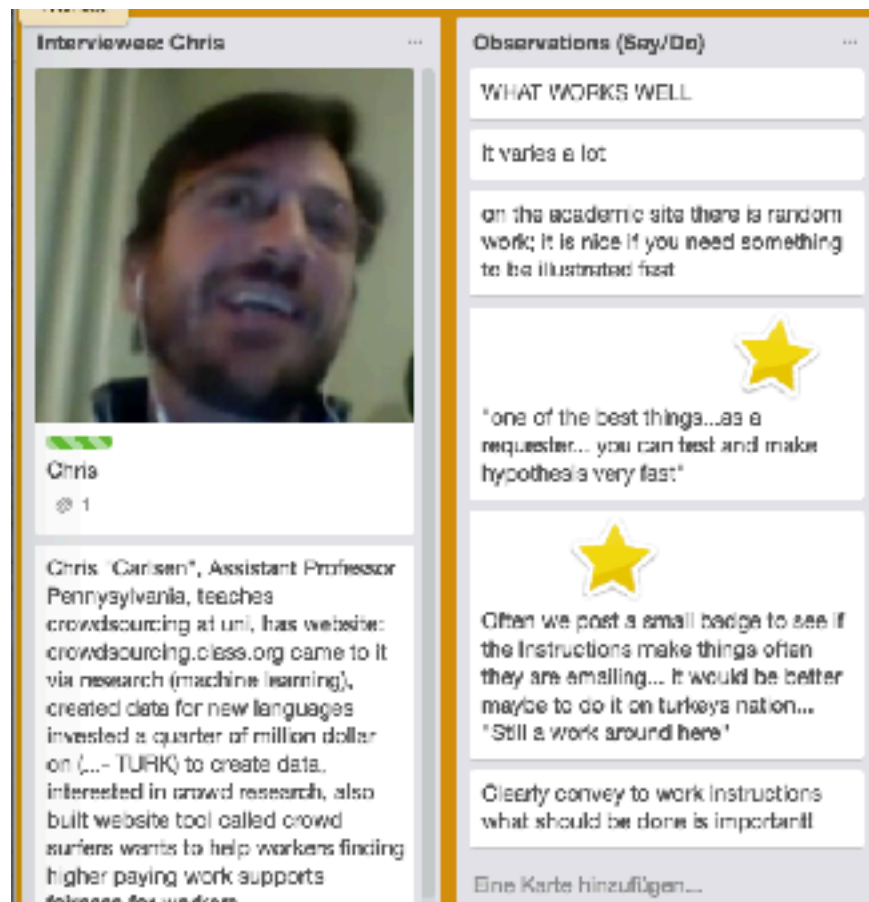
UX - Wireframes for Nord LB

For our d-school project in the Advanced Design Thinking Track our customer was the german bank Nord LB. Our task was to redesign their education platform. One of our prototype was the online learning platform EVA that I designed with Balsamique.



Example of an iterative Design Process

To develop my own personal website I sketched the wire frames on a whiteboard before transforming it into a fitting Wordpress page template. Afterwards I did testings and sketched comments on the iPad for future iterations.



My Synthesis - Frameworks in an international Online Project

I was participant of the Stanford Crowd Research Project. It was a great experience to work in international teams with people from around the world. To make notes during this process I used trello to write down the interview insights and marked them with trello badges to enable a visual synthesis and exchange with my colleague in the Bay Area.

Media Education Workshops

Selected

Partners:





Think Big Tour 2016

For the Think Big Tour 2016 me and I was the project manager of a team of d-schoolers to develop a 4 hour program for Kids to learn how to code with the raspberry pi mini computer and get to know the internet of things. Think Big Teamers visited schools in whole Germany with our workshops and reached up to 8000 students.

THINK BIG



User Centred Workshop Design

During the preparation of the workshop we used Design Thinking Tools to develop the best and most relevant ideas for the stakeholders and users that are possible with the Raspberry Pi.

& HELD



PLATZ FÜR EUREN HELD



Lasst eurer Fantasie freien Lauf

So jetzt habt ihr die Maus zum sprechen gebracht! Doch überlegt euch euren Lieblingssuperhelden und malt ihn neben die Maus!



Makey Makey and Scratch Workshop

For the „Mekotage“ 2016 and 2017 in Schöneweide, a two day event to teach children computer skills I developed a workshop for 4th grader. They learned how to code with the kid's programming language scratch and the Makeymakey tool to make their favourite super heroes paper drawings speak.